



American Concrete Industries

www.americanconcrete.com
 1717 Stillwater Ave.
 Veazie, ME. 04401
 Tel: (207) 947-8334
 Fax: (207) 947-3580

4'x4' Pump Tank

	Model	Item #	HP	(V)	TDH Range	Shutoff
Effluent	253	351010	0.3	115	<13'	23'
	283	351060	0.5	115	14'-27'	37'
	280HV	351022	0.5	230	14'-27'	37'
	293	351105	0.75	115	28'-38'	47'
	293HV	351110	0.75	230	28'-38'	47'
	FL51M	351120	0.5	115	39'-45'	55'
	FL52M	351140	0.5	230	39'-45'	55'
	FL62M	351180	0.6	230	45'-55'	65'
	FL72M	351200	0.75	230	55'-63'	77'
	FL102M-2	351220	1	230	63'-75'	90'
FL152M-2	351240	1.5	230	75'-90'	110'	
FL202M-2	351260	2	230	90'-120'	130'	
Solids Handling	LE51A	351275	0.5	115	<18'	24'
	LE52M	351300	0.5	230	<18'	24'
	LE71M2	351320	0.75	115	18'-23'	29'
	LE72M2	351340	0.75	230	18'-23'	29'
	LE102M2	351344	1	230	23'-31'	38'
	LEH102M2	351350	1	230	31'-43'	53'
Grinder	LEH152M2-2	351352	1.5	230	43'-63'	70'
	LEH202M2-2	351360	2	230	63'-75'	82'
	PRG101M	351380	1	115	<36'	51'
	PRG102M	351400	1	230	<36'	51'
	LSG202M*	351420	2	230	37'-90'	110'
	LSGX202M*	351480	2	230	91'-151'	184'

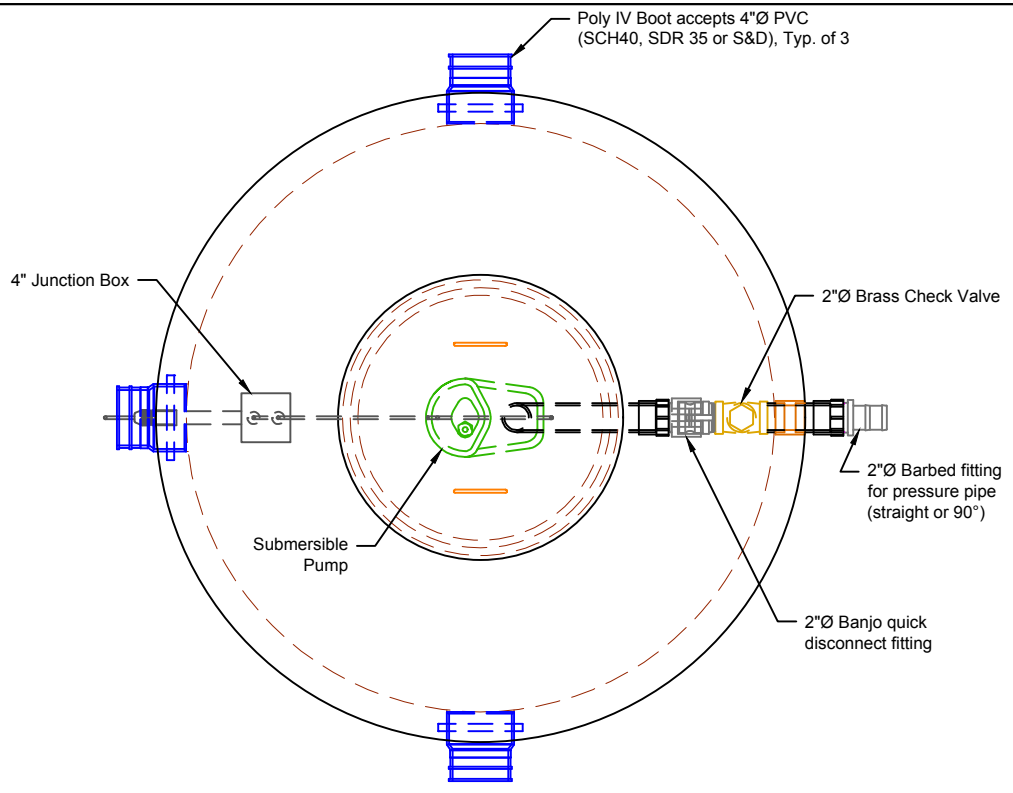
*LSG REQUIRE - G90 Elbow (342640)

Manufacturing Notes

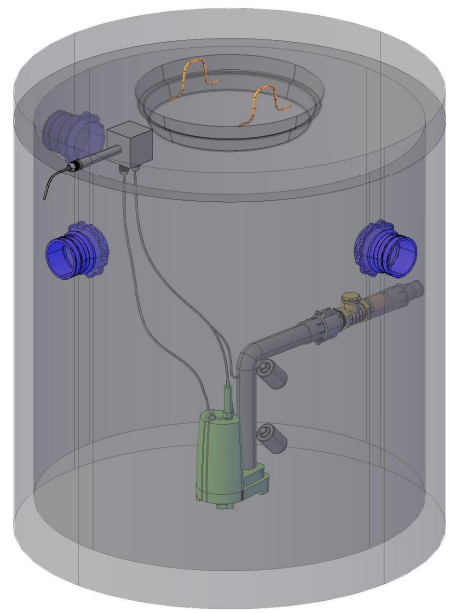
- Concrete Compressive Strength: 4000psi @ 28 Days
- Air Entrainment: 4-6%
- WWR & Structural fiber reinforced
- NEVER use septic cleaning agents
- Designed for pedestrian load rating only
- Max Bury Depth: 24"
- All tank penetrations are integrally cast
- All joints sealed W/ butyl rubber joint sealant
- Lift/Push/Pump Style information required at time of ordering

Physical Specifications:

Cover Weight: 765 lbs
 Base Weight: 2,490 lbs
Total Weight: 3,255 lbs
 HWA Capacity: ~188 gal
Dosing Capacity: 70 gal (average)
 Tank 'Full' Capacity: 391 gal

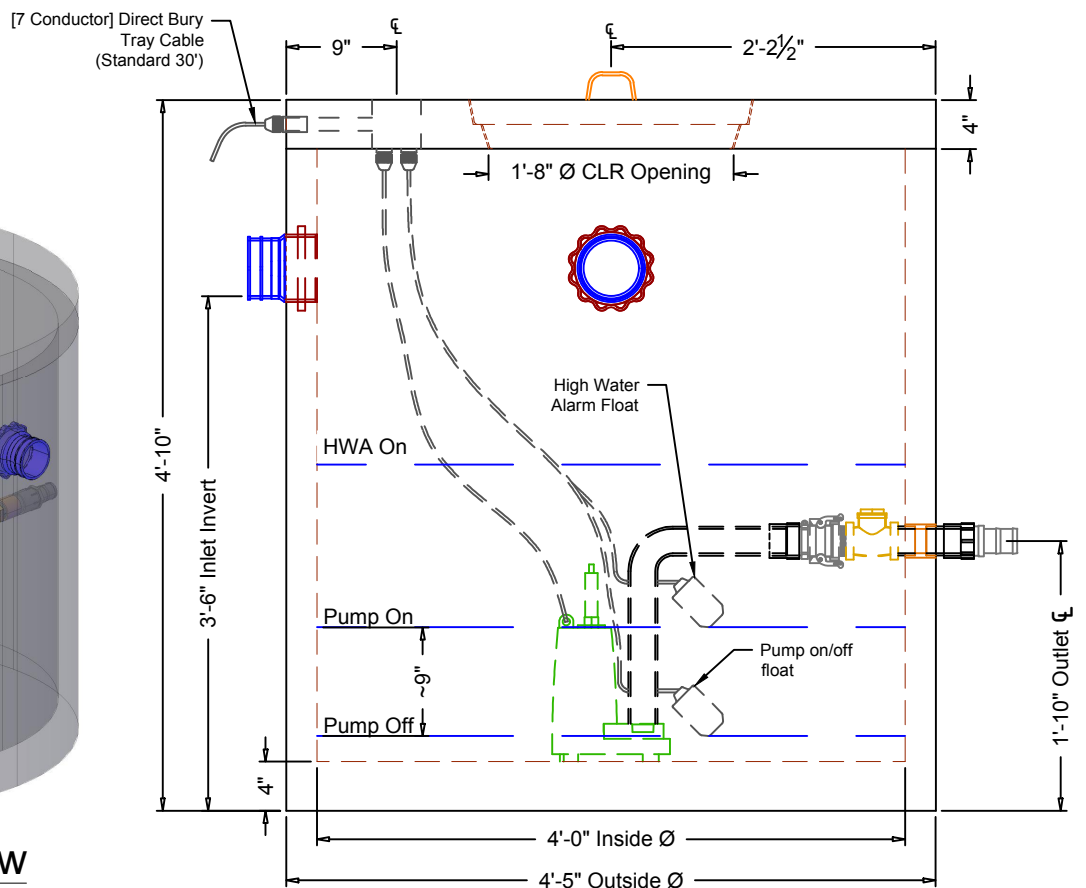


Plan View



Conceptual View

Scale: NTS



Section A-A